

Introductory sub-table (I)(a)

Name of the Company: SWARAJ AUTOMOTIVES LIMITED

Scrip Code, Name of the scrip, class of security: DSE 3596 EQUITY


Quarter ended: 31st March, 2015

Partly paid-up shares:-	No. of partly paid-up shares	As a % of total no. of partly paid-up shares	
		of total no. of partly paid-up shares	of total no. of shares of the company
Held by promoter/promoter group	0	0	0
Held by public	0	0	0
Total - D	0	0	0
Outstanding convertible securities:-	No. of outstanding securities	As a % of total no. of outstanding convertible securities	As a % of total no. of shares of the company, assuming full conversion of the convertible securities
Held by promoter/promoter group	0	0	0
Held by public	0	0	0
Total - E	0	0	0
Warrants:-	No. of warrants	As a % of total no. of warrants	As a % of total no. of shares of the company, assuming full conversion of warrants
Held by promoter/promoter group	0	0	0
Held by public	0	0	0
Total - F	0	0	0
Total paid-up capital of the company, assuming full conversion of warrants and convertible securities			
2397713			




Statement Showing Shareholding Pattern

Category Code	Category of Shareholder	Number of Shareholders	Table (I)(a)		Total shareholding as a percentage of total number of shares		Shares Pledged or otherwise encumbered	
			Total number of shares	Number of shares held in dematerialized form	As a percentage of (A+B) ¹	As a percentage of (A+B+C)	Number of shares	As a percentage
			(IV)	(V)	(VI)	(VII)	(VIII)	(IX) = (VIII)/(IV)*100
(A)	Shareholding of Promoter and Promoter Group²							
1	Indian							
(a)	Individuals/ Hindu Undivided Family	0	0	0	0.00	0.00	0	0.00
(b)	Central Government/ State Government(s)	0	0	0	0.00	0.00	0	0.00
(c)	Bodies Corporate	2	1778655	1778655	74.18	74.18	0	0.00
(d)	Financial Institutions/ Banks	0	0	0	0.00	0.00	0	0.00
(e)	Any Others(Specify)	0	0	0	0.00	0.00	0	0.00
(e-i)								
(e-ii)								
	Sub Total(A)(1)	2	1778655	1778655	74.18	74.18	0	0.00
2	Foreign							
a	Individuals (Non-Residents Individuals/ Foreign Individuals)	0	0	0	0.00	0.00	0	0.00
b	Bodies Corporate	0	0	0	0.00	0.00	0	0.00
c	Institutions	0	0	0	0.00	0.00	0	0.00
d	Any Others(Specify)	0	0	0	0.00	0.00	0	0.00
d-i								
	Sub Total(A)(2)	0	0	0	0.00	0.00	0	0.00
	Total Shareholding of Promoter and Promoter Group (A)= (A)(1)+(A)(2)	2	1778655	1778655	74.18	74.18	0	0.00
(B)	Public shareholding							
1	Institutions							
(a)	Mutual Funds/ UTI	0	0	0	0.00	0.00	0	0.00
(b)	Financial Institutions/ Banks	2	194865	194865	8.13	8.13	0	0.00
(c)	Central Government/ State Government(s)	0	0	0	0.00	0.00	0	0.00
(d)	Venture Capital Funds	0	0	0	0.00	0.00	0	0.00
(e)	Insurance Companies	6	40220	40220	1.68	1.68	0	0.00
(f)	Foreign Institutional Investors	0	0	0	0.00	0.00	0	0.00
(g)	Foreign Venture Capital Investors				0.00	0.00	0	0.00
(h)	Any Other (specify)				0.00	0.00	0	0.00
(h-i)	Foreign Body Corporate	1	204132	204132	8.51	8.51	0	0.00
(h-ii)								
	Sub-Total (B)(1)	9	439217	439217	18.32	18.32	0	0.00
B 2	Non-institutions							
(a)	Bodies Corporate	5	95250	256	3.97	3.97	0	0.00
	Individuals							
I	i. Individual shareholders holding nominal share capital up to Rs 1 lakh	682	59591	21000	2.49	2.49	0	0.00
II	ii. Individual shareholders holding nominal share capital in excess of Rs. 1 lakh.	1	25000	25000	1.04	1.04	0	0.00
(c)	Any Other (specify)							
(c-i)	Trust & Foundation	0	0	0	0.00	0.00	0	0.00
(c-ii)	NRIs	0	0	0	0.00	0.00	0	0.00
	Sub-Total (B)(2)	688	179841	46256	7.50	7.50	0	0.00
(B)	Total Public Shareholding (B)= (B)(1)+(B)(2)	697	619058	485473	25.82	25.82	0	0.00
	TOTAL (A)+(B)	699	2397713	2264128	100.00	100.00	0	0.00
(C)	Shares held by Custodians and against which Depository Receipts have been issued							
1	Promoter and Promoter Group	0	0	0	0.00	0.00	0	0.00
2	Public	0	0	0	0.00	0.00	0	0.00
	Sub-Total (C)	0	0	0	0.00	0.00	0	0.00
	GRAND TOTAL (A)+(B)+(C)	699	2397713	2264128	100.00	100.00	0	0.00



Sr.No	Notes
1	NIL
2	
3	
4	
5	
6	
7	
8	
9	



(1)(b) Statement showing holding of securities (including shares, warrants, convertible securities) of persons belonging to the category "Promoter and Promoter Group"


Sr. No	Name of the shareholder	Details of Shares held		Encumbered shares (*)		Details of warrants		Details of convertible securities		Total shares (including underlying shares assuming full conversion of warrants and convertible securities) as a % of diluted share capital	
		Number of shares held	As a % of grand total (A)+(B)+(C)	No.	As a percentage (VI)=(V)/(III)*100	As a % of grand total (A)+(B)+(C) of sub-clause (I)(a)	Number of warrants held	As a % of total number of warrants of the same class	Number of convertible securities held		As a % of total number of convertible securities of the same class
	(II)	(III)	(IV)	(V)	(VI)=(V)/(III)*100	(A)+(B)+(C) of sub-clause (I)(a)	(VIII)	(IX)	(X)	(XI)	(XII)
1	Mahindra & Mahindra Ltd	1706925	71.19	0	0.00	0.00	0	0	0	0	0
2	Punjab State Indl Dev. Corpn	71730	2.99	0	0.00	0.00	0	0	0	0	0
3											
4											
	TOTAL	1778655	74.18	0	0.00	0.00	0	0	0	0	0

(*) The term "encumbrance" has the same meaning as assigned to it in regulation 28(3) of the SAST Regulations, 2011



(I)(c)(i) Statement showing holding of securities (including shares, warrants, convertible securities) of persons belonging to the category "Public" and holding more than 1% of the total number of shares

Sr. No.	Name of the shareholder	Number of shares held	Shares as a percentage of total number of shares {i.e., Grand Total (A)+(B)+(C) indicated in Statement at para (I)(a) above}	Details of warrants		Details of convertible securities		Total shares (including underlying shares assuming full conversion of warrants and convertible securities) as a % of diluted share capital
				Number of warrants held	As a % total number of warrants of the same class	Number of convertible securities held	% w.r.t total number of convertible securities of the same class	
1	CDC-PTL Holdings Ltd.	204132	8.51	0	0	0	0	0
2	ICICI Bank Ltd.	106389	4.44	0	0	0	0	0
3	Punjab Wireless Systems Ltd	90000	3.75	0	0	0	0	0
4	IDBI Ltd.	88476	3.69	0	0	0	0	0
5	HEMA RAJENDRABHAI GANDHI	25000	1.04	0	0	0	0	0
TOTAL		513997	21.44	0	0	0	0	0




1)(c)(ii) Statement showing holding of securities (including shares, warrants, convertible securities) of persons (together with PAC) belonging to the category "Public" and holding more than 5% of the total number of shares of the company

Sr. No.	Name(s) of the shareholder(s) and the Persons Acting in Concert (PAC) with them	Number of shares	Shares as a percentage of total number of shares {i.e., Grand Total (A)+(B)+(C) indicated in Statement at para (D)(a) above}	Details of warrants		Details of convertible securities		Total shares (including underlying shares assuming full conversion of warrants and convertible securities) as a % of diluted share capital
				Number of warrants	As a % total number of warrants of the same class	Number of convertible securities held	% w.r.t total number of convertible securities of the same class	
1	CDC-PTL Holdigns Ltd	204132	8.51	0	0	0	0	0
2								
3								
TOTAL		204132	8.51	0	0	0	0	0



(1)(d) Statement showing details of locked-in shares

Sr. No.	Name of the shareholder	Number of locked-in shares	Locked-in shares as a percentage of total number of shares {i.e., Grand Total (A)+(B)+(C) indicated in Statement at para (1)(a) above}
1	NIL	NIL	NIL
2			
3			
4			
5			
6			
7			
8			
9			
TOTAL		0	0.00



(II)(a) Statement showing details of Depository Receipts (DRs)

Sr. No.	Type of outstanding DR (ADRs, GDRs, SDRs, etc.)	Number of outstanding DRs	Number of shares underlying outstanding DRs	Shares underlying outstanding DRs as a percentage of total number of shares {i.e., Grand Total (A)+(B)+(C) indicated in Statement at para (I)(a) above}
1	NIL	NIL	NIL	NIL
2				
3				
4				
5				
6				
7				
8				
9				
TOTAL		0	0	0.00



(II)(b) Statement showing holding of Depository Receipts (DRs), where underlying shares held by "promoter/promoter group" are in excess of 1% of the total number of shares

Sr. No.	Name of the DR Holder	Type of outstanding DR (ADRs, GDRs, SDRs, etc.)	Number of shares underlying outstanding DRs	Shares underlying outstanding DRs as a percentage of total number of shares {i.e., Grand Total (A)+(B)+(C) indicated in Statement at para (I)(a) above}
1	NIL	NIL	NIL	NIL
2				
3				
4				
5				
6				
7				
8				
9				
TOTAL			0	0.00

